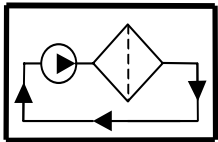


Fischer-Robertson, Inc.  
3890 Symmes Road  
Hamilton, OH 45015  
ph 513-860-3445 fx 513-860-4744  
www.fischer-robertson.com



**OIL FILTRATION SYSTEMS, INC.**  
111 Parkway Drive, Boerne, Texas 78006  
Phone: 830-816-3332  
Fax: 830-816-3331  
Web: [oilfiltrationsystems.com](http://oilfiltrationsystems.com)

# High Flow Air Breather

**P/N:HFAB-820-PR-VR-FM**

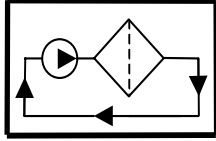


Weather Cover

Vacuum/Pressure Relief Valve  
(Pressure Relief set at 5 PSI and Vacuum Relief set at .5" Hg)

Filter Minder  
(Change filter when Red)

3" NPT



## **OIL FILTRATION SYSTEMS, INC.**

111 Parkway Drive, Boerne, Texas 78006

Phone: 830-816-3332

Fax: 830-816-3331

Web: [oilfiltrationsystems.com](http://oilfiltrationsystems.com)

Fischer-Robertson, Inc.

3890 Symmes Road

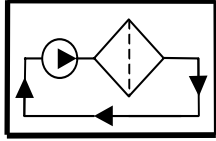
Hamilton, OH 45015

ph 513-860-3445 fx 513-860-4744

[www.fischer-robertson.com](http://www.fischer-robertson.com)

# **High Flow Air Breather**

- **Weather Cover protects reservoir from moisture contamination.**
- **Filter-Minder notifies user when it is time to change filter.**
- **Combination vacuum/pressure relief valve protects reservoir when filter becomes plugged.**
- **5 Micron Beta  $\geq$  1000 filter is rated up to 750 CFM. Other micron sizes are also available for different applications.**
- **The 5 Micron Beta  $\geq$  1000 filter provides efficient particulate removal as low as 1 micron.**
- **The filter is made of microglass media for superior performance and dirt-holding capacity.**
- **Target application is 5,000 - 20,000 gallon reservoirs.**



## OIL FILTRATION SYSTEMS, INC.

111 Parkway Drive, Boerne, Texas 78006

Phone: 830-816-3332

Fax: 830-816-3331

Web: [oilfiltrationsystems.com](http://oilfiltrationsystems.com)

# High Flow Air Breather

## Change Filter Specifications



1. Loosen Bolts on top of weather cover.
2. Remove metal and rubber washers.
3. Pull weather cover off.
4. Unscrew used filter.
5. Screw on new filter. (P/N: OFS-820AB-1B)
6. Replace weather cover.
7. Install metal and rubber washers.
8. Tighten bolts.
9. Reset filter minder.

