

SUMP STRAINERS – Nylon Connector

HOW TO ORDER

Select the desired specifications from the ordering table and build an ordering code number, as shown in this sample:

P - **50** - **2** - **NIPPLE** - **100** - **RV-3**
 STYLE - GPM - NPT - CONNECTION - MESH - VALVE
 (spell out NIPPLE if wanted) (omit if not wanted)

STYLE	GPM (Flow Capacity)	NPT (Pipe size)	CONNECTION (Nut or Nipple)	MESH (Screen size)	VALVE (Optional)
P (std. Nyl-End)	2 3	1/8, 1/4, 3/8, 1/2 1/4	Nut Only	30	RV-3 (3-psi bypass)
	3	3/8, 1/2, 3/4	Nut or Nipple (to get nipple you must specify it)		
PASS (S.S. Nyl-End)	5 10 20 30 50	3/4, 1, 1-1/4 3/4, 1, 1-1/4 3/4, 1, 1-1/4 1-1/2 & 2 1-1/2 & 2	Nut no symbol Nipple Style (see chart below)	60 100	RV-5 (5-psi bypass)
	50	2-1/2	Nipple Only	200	
	75 100 150	2-1/2 3 3	Nut or Nipple (to get nipple you must specify it)		

(Pressure drop through a clean element will not exceed 0.2 psi (0.4-in. Hg) at rated flow of 150 SSU viscosity fluid.)

NYLON CONNECTOR TYPE

“Nyl-End” sump strainers (Style P) are made with the same selection of stainless steel elements as the standard all-metal units. They differ in that the connector end pieces are molded in a single piece of glass-reinforced nylon resin. Pleated stainless elements are epoxy-bonded in place.

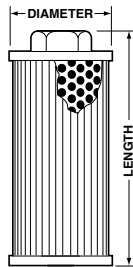
They're as serviceable as all-metal units, but they cost 12 to 50 percent less, depending on size.

ALL-STAINLESS CONSTRUCTION

All-stainless-steel sump strainers with nylon connectors (Style PASS) are available in the same wide variety of sizes and element mesh sizes as the standard Nyl-End units. For excellent resistance to oxidation and corrosion. (Not always a stocked item.)

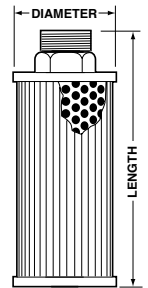
NUT STYLE

GPM RATING	SCREEN AREA (Sq. Inches)	NPT (Pipe Size)	OVERALL DIMENSIONS	
			Diameter	Length
2	30	1/8, 1/4, 3/8, 1/2	1-5/8	4-3/16
3	35	1/4, 3/8, 1/2, 3/4	2-1/4	2-11/16
5	50	3/4, 1, 1-1/4	3-3/16	3-1/2
10	110	3/4, 1, 1-1/4	3-3/16	5-3/4
20	145	3/4, 1, 1-1/4	3-3/16	7-3/8
30	260	1-1/2, 2	4-3/16	9-3/4
50	280	1-1/2, 2	4-3/16	9-3/4
75	350	2-1/2, 3	5-3/16	12-1/2
100	450	2-1/2, 3	5-3/16	12-1/2
150	675	3	5-3/16	17-3/4



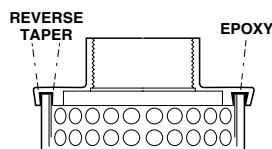
NIPPLE STYLE

GPM RATING	SCREEN AREA (Sq. Inches)	NPT (Pipe Size)	OVERALL DIMENSIONS	
			Diameter	Length
3	35	3/8, 1/2, 3/4	2-1/4	3-3/4
5	50	1	3	3-13/16
10	110	1	3	6-1/16
20	145	1	3	7-11/16
30	260	1-1/2	4-3/16	11-3/8
30	260	2	4-3/16	11-3/8
50	280	1-1/2	4-3/16	11-3/8
50	280	2	4-3/16	11-3/8
50*	280	2-1/2	4-3/16	9-15/16
75	350	2-1/2, 3	5-3/16	13-3/4
100	450	2-1/2, 3	5-3/16	13-3/4
150	675	3	5-3/16	19



*No hex between nipple and strainer on this part

Magnets Available- See Page 14



Slot holding epoxy adhesive has a reverse taper on both sides to ensure a positive interlock for strongest possible connection.

