


Tube Silenced Air Intake Filters

Series D10 - Enameled Steel w/Hood • Series D12 - 304 Stainless Steel w/Hood

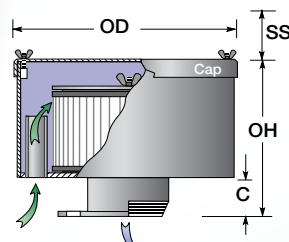


Fully Lined
Acoustical Felt Cover.

- Air Flows to 20,000 CFM
- Connection Sizes from ½" to 24"
- D10 - Enameled Steel
- D12 - 304 SS
- Easy Access
- 304SS Throat Safety Cages

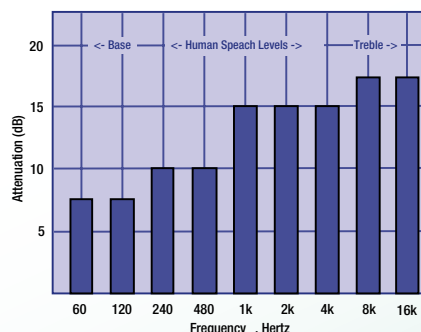
Series D10 & D12 Air Intake Filters add sound attenuation inlet tubes to the basic design of the B10 & B12. This time honored silencing technique reduces undesirable sound escaping from the equipments air inlet. ** To order 304SS units, simply alter the D10 in the model nos. below to D12. * Filter elements w/304SS screen &/or center cores are also available if required.

Access Handles Standard on Models with OD 12" and greater.



Cap models have stud & wing nut closures.

Typical Silencing Curve
Tube Silenced Air Intake Filters
(Each 10dB reduction lowers perceived "loudness" by half)



Equipment: Yamaha EQ-1100u w/Real Time Frequency Spectrum Analyser
 Model D10-0007-MT-030

Consult us for use with reciprocating compressors.

Housing Model No.**	Typical Flow CFM	Std. Outlet Size	Std. Outlet Type	Cover Style	Approx. Dimens. in.				Wgt. lbs.	Select One Filter Element*			
					OH	OD	C	Serv. Space		Economy 10µ	Classic 10µ	High Eff. 4µ	Super 2µ
D10-0003-MT-005	10	½"	M	Cap	8½"	6¾"	2"	5"	6	321-2181K5	321-2081K5	321-2081K7	321-2081K51
D10-0003-MT-007	15	¾"	M	Cap	8½"	6¾"	2"	5"	6	321-2181K5	321-2081K5	321-2081K7	321-2081K51
D10-0003-MT-010	25	1"	M	Cap	8½"	6¾"	2"	5"	6	321-2181K5	321-2081K5	321-2081K7	321-2081K51
D10-0005-MT-012	40	1¼"	M	Cap	8½"	8½"	2"	5"	10	321-2182K5	321-2082K5	321-2082K7	321-2082K51
D10-0005-MT-015	55	1½"	M	Cap	8½"	8½"	2"	5"	10	321-2182K5	321-2082K5	321-2082K7	321-2082K51
D10-0006-MT-020	90	2"	M	Cap	11½"	8½"	2"	8"	12	321-2183K5	321-2083K5	321-2083K7	321-2083K51
D10-0007-MT-030	200	3"	M	Cap	16"	12¾"	3"	11"	35	321-2184K5	321-2084K5	321-2084K7	321-2196K51
D10-0008-MT-040	350	4"	M	Cap	16"	16"	3"	11"	45	321-2185K5	321-2085K5	321-2085K7	321-2197K51
D10-0009-FF-050	550	5"	Flg	Cap	22"	20"	4"	11"	100	321-2186K5	321-2086K5	321-2086K7	321-2198K51
D10-0010-FF-060	800	6"	Flg	Cap	22"	20"	4"	16"	110	321-2187K5	321-2087K5	321-2087K7	321-2199K51
D10-0011-FF-080	1500	8"	Flg	Cap	22"	24"	4"	16"	175	321-2188K5	321-2088K5	321-2088K7	321-2200K51
D10-0012-FF-100	2400	10"	Flg	Cap	24"	28"	6"	16"	225	321-2189K5	321-2089K5	321-2089K7	321-2201K51
D10-0013-FF-120	3400	12"	Flg	Bltd	31"	30"	6"	21"	275	321-2190K5	321-2090K5	321-2090K7	321-2202K51
D10-0014-FF-140	4100	14"	Flg	Bltd	31"	36"	6"	21"	375	321-2191K5	321-2091K5	321-2091K7	321-2203K51
D10-0015-FF-160	5400	16"	Flg	Bltd	31"	36"	6"	21"	400	321-2192K5	321-2092K5	321-2092K7	321-2204K51
D10-0016-FF-180	7000	18"	Flg	Bltd	35"	40"	6"	25"	450	321-2193K5	321-2093K5	321-2093K7	321-2205K51
D10-0017-FF-200	8500	20"	Flg	Bltd	35"	44"	6"	25"	475	321-2194K5	321-2094K5	321-2094K7	321-2206K51
D10-0018-FF-240	12,000	24"	Flg	Bltd	35"	48"	6"	25"	650	321-2195K5	321-2095K5	321-2095K7	321-2207K51